


# FORMULA BRAKE KITS



- ▣ FORMULA BIG BRAKE KITS.
  - INTRODUCTION.
  - APPLICATION LISTING.
- ▣ FORMULA COMPETITION BRAKE KITS.

# Formula

## Big Brake Kits

AP Racing, the world's premier brake specialists continue to put their unrivalled experience into producing uprated brake kits for a range of models. The Formula Big Brake Kits are compatible with standard suspension on all applications, but in the majority of cases will require an aftermarket wheel. AP Racing continually improve their brake kits by carrying out extensive testing programs to replicate the conditions encountered by performance brake systems in everyday use. Information on the equipment used in Formula Big Brake Kits, together with performance data obtained from an independent test on a typical high performance vehicle and a current application lists are given on pages 73 and 74.




### FORMULA BIG BRAKE KITS HAVE:-

- **INCREASED STOPPING POWER** - Bigger discs and multi piston calipers mean more power.
- **REDUCED FADE** - Greater tolerance to heat build up means consistent stops.
- **RACING PEDIGREE** - Built with the same care and by the same technicians as our racing brakes.
- **FULLY ADAPTED FOR ROAD USE** - Adapted specifically for the road with dust seals and a durable anti corrosion finish.

### FORMULA BIG BRAKE KITS ARE:


#### ■ 4 OR 6 PISTON DIFFERENTIAL BORE CALIPERS.

Calipers are made to AP Racing's exacting standards and use two or three pairs of opposing pistons, depending on the application, in each caliper. Trailing edge pistons often have a slightly larger diameter than the leading ones, to compensate for mechanical end load and protect the pads from tapered wear. On road cars with thin spoke alloy wheels the visual effect of the brakes is important. The calipers are hard anodised and then finished with a tough Red or Black hi-tech PTFE paint with the AP Racing logo embossed in the casting in a contrasting colour.



#### ■ LARGE DIAMETER DISCS.

Ventilated discs have 24, 30, 36, 48 or 72 cooling vanes, depending on the application, to draw air through the centres of the discs. They are handed left and right, and are cross drilled or grooved, again, depending on the application, to allow gasses that build up on the pad surface to escape.



Where cross drilling is used it is more restrained than on our full face race discs, as pad longevity is more important on a road car than weight saving. The discs are wider and of a larger diameter than standard. The extra material controls heat buildup and the larger diameter means that the calipers can be mounted further away from the centre increasing the leverage effect, which increases braking torque while decreasing effort required on the pedal.

#### ■ HEAVY DUTY DISC APPLICATIONS.

Some heavy duty applications will use AP Racing's latest disc mounting technology.


The 'Strap Drive Disc System' is one of these and uses a series of stainless steel straps to locate the disc to the mounting bell, producing a flexible coupling between the hub and the disc faces, this allows the disc to run true in the caliper under all conditions and also permits the disc to expand and contract without being restricted.

(See [www.apracing.com](http://www.apracing.com) for more detailed information).



#### ■ PERFORMANCE BRAKE PADS.

Almost all AP Racing Formula Big Brake Kits come complete with AP Racing APF404 pads. These are ideally suited for all round performance road use. We can advise on, or specify and supply more alternative pads specifically for track days.



#### ■ FORMULA DOT 5.1 BRAKE FLUID.

Formula DOT 5.1 meets the performance criteria of DOT 5.1 and as such is one of the most advanced brake fluids on the market, suitable for all conditions likely to be encountered in modern driving conditions.



#### ■ STAINLESS STEEL BRAIDED HOSES & GUARDS.

Not only do braided hoses offer extra protection against damage, they also resist expansion when fluid within them is under pressure. Standard hoses can 'give' under pressure resulting in a spongy feel.




#### ■ ALUMINIUM BELLS.

To prevent heat distortion and stress cracking, the special cast iron discs are mounted on aluminium bells. (Except BMW Mini & some rear kits.) This allows for the tiny amount of flexing required to avoid distortion.




#### ■ CALIPER MOUNTING BRACKETS.

Machined from aluminium or steel billet for maximum strength and weight saving. The brackets ensure accurate relocation of the calipers making installation simpler.




#### ■ BOLTS, WASHERS AND FIXINGS.

AP Racing Brake Kits are complete conversions containing everything you need. Disc and bells are already assembled, mounting nuts and bolts are of high tensile steel.



#### VENTILATED DISC AND BELL KITS


AP Racing now produce disc and bell kits as aftermarket alternatives for OE discs. These kits are designed to replace the standard single piece disc and retaining the vehicles production caliper. The kits include either strap drive or rigid (Bolted) disc and bell assemblies and for the kit with pads a set of AP Racing APF404 or Ferodo DS2500 pads. For applications and part number details see page 53.





# FORMULA BIG BRAKE KITS - Application listings - Audi to Maserati

APPLICATION.	YEAR.	BRAKE KIT PART No.	CALIPER TYPE.	DISC SIZE / No VANES.	BRAKE DISC PART NUMBERS.	BRAKE PADS.	WHEEL & NOTES.		
AUDI	A1 UR Quattro,10V/20V.	81 - 90	CP5200-1014	4 Pot	Ø330x28 / 48V	CP3580-2898RD (RH) / -2899RD (LH)	CP3215D50-APF404	8Jx17" TSW Hockenheim R.	
	A3 1.8T.	96 - 02	CP5200-1025	4 Pot	Ø330x28 / 48V	CP3580-2898RD (RH) / -2899RD (LH)	CP3215D50-APF404	8Jx17" TSW Hockenheim R.	
			CP5570-1003	6 Pot	Ø330x28 / 48V	CP3580-2898RD (RH) / -2899RD (LH)	CP5070D51-APF404		
	A4.	94 - 02	CP5200-1007	4 Pot	Ø330x28 / 48V	CP3580-2898RD (RH) / -2899RD (LH)	CP3215D50-APF404	8Jx17" TSW Hockenheim R.	
		02 - 05	CP5200-1055	4 Pot	Ø330x28 / 48V	CP3580-2898RD (RH) / -2899RD (LH)	CP3215D50-APF404	17" Aftermarket.	
		94 - 02	CP5570-1002	6 Pot	Ø330x28 / 48V	CP3580-2898RD (RH) / -2899RD (LH)	CP5070D51-APF404	8Jx17" TSW Hockenheim R.	
	A4 (B8)	2008 on	CP5555M1048BK.CG12	6 Pot	Ø355x32 / 48V	CP4542M78MCG12 (RH) CP454279MCG12 (LH)	CP3894D54-APF404	18" or 19" OE	
	A5 or S5	2009 on	CP5555M1048BK.CG12	6 Pot	Ø355x32 / 48V	CP4542M78MCG12 (RH) CP4542M79MCG12 (LH)	CP3894D54-APF404	18" or 19" OE	
	A6.	97 - 04	CP5200-1007	4 Pot	Ø330x28 / 48V	CP3580-2898RD (RH) / -2899RD (LH)	CP3215D50-APF404	8Jx17" TSW Hockenheim R.	
		97 - 04	CP5200-1055	4 Pot	Ø330x28 / 48V	CP3580-2898RD (RH) / -2899RD (LH)	CP3215D50-APF404	17" Aftermarket.	
	RS4 Front.	00 - 01	CP5555M1034	6 Pot	Ø362x36 / 48V	CP5772-6090CG12 RH/-6091CG12 LH	CP3894D54-DS2500	8.5Jx18". ET20 Standard 9 Spoke	
	RS4 Rear.	00 - 01	CP6602-1000	4 Pot	Ø343x26 / 36V	CP6950-104T2 (RH) / -105T2 (LH)	CP6606D51-DS2500	Standard Wheel - Kit includes mechanical park brake caliper.	
TT.	98 - 06	CP5200-1046	4 Pot	Ø330x28 / 48V	CP3580-2898RD (RH) / -2899RD (LH)	CP3215D50-APF404	7.5Jx17" ET32 Standard Ronal.		
		CP5570-1009	6 Pot	Ø330x28 / 48V	CP3580-2898RD (RH) / -2899RD (LH)	CP5070D51-APF404			
S2 Turbo Coupe, 5 Stud.	90 - 96	CP5200-1008	4 Pot	Ø330x28 / 48V	CP3580-2898RD (RH) / -2899RD (LH)	CP3215D50-APF404	8Jx17" TSW Hockenheim R.		
S3.	99 - 03	CP5200-1046	4 Pot	Ø330x28 / 48V	CP3580-2898RD (RH) / -2899RD (LH)	CP3215D50-APF404	7.5Jx17" ET32 Standard Ronal.		
		CP5570-1009	6 Pot	Ø330x28 / 48V	CP3580-2898RD (RH) / -2899RD (LH)	CP5070D51-APF404			
	2006 on	CP5575M1011BK.CG12	6 Pot	Ø355x32 / 48V	CP4542M82.CG12 (RH) / CP4542M83.CG12 (LH)	CP5070D54-APF404	18" OE Requires 3mm Spacer.		
S4 Quattro Front.	98 on	CP5570-1005	6 Pot	Ø330x28 / 48V	CP3580-2898RD (RH) / -2899RD (LH)	CP5070D51-APF404	7.5Jx17" ET32 Standard Ronal.		
BMW	318i & 325i, Compact E36.	91 - 98	CP5200-1019	4 Pot	Ø330x28 / 48V	CP3580-2898RD (RH) / -2899RD (LH)	CP3215D50-APF404	8Jx17" BBS.	
			CP5570-1010	6 Pot	Ø330x28 / 48V	CP3580-2898RD (RH) / -2899RD (LH)	CP5070D51-APF404		
	3 Series E46.	98 - 06	CP5200-1048.G8	4 Pot	Ø330x28 / 48V	CP3580-2898RD (RH) / -2899RD (LH)	CP3215D50-APF404	8Jx17" BBS.	
			CP5570-1011.G8	6 Pot	Ø330x28 / 48V	CP3580-2898RD (RH) / -2899RD (LH)	CP5070D51-APF404		
	330i E46.	98 - 06	CP5570-1011.G8	6 Pot	Ø330x28 / 48V	CP3580-2898RD (RH) / -2899RD (LH)	CP5070D51-APF404	8Jx18" Standard.	
	335i E92 Front	2006 on	CP5575-1009.G8	6 Pot	Ø355x32 / 48V	CP3581-5368G8 (RH) / -537G8 (LH)	CP5070D54-APF404	18" Standard Wheel.	
	335i E92 Rear		CP6625-1000BK	4 Pot	Standard BMW Disc. Not Included in kit.		CP6600D50-APF404		
	535i E60.	03 - 2010	CP5555-1043R2.T2	6 Pot	Ø362x36 / 48V	CP4914-126T2 (RH) / -127T2 (LH)	CP3894D54-APF404	Standard Wheel.	
	840i Front.		CP7041-1000.G8	6 Pot	Ø343x32 / 48V	CP3581-542G8 (RH) / -543G8 (LH)	CP7040D54-APF404		
	840i Rear.	92 - 99	CP7607-1003R2.G8	4 Pot	Ø328x24 Int.	CP4475-124G8 (RH) / 125G8 (LH)	CP7600D46-APF404	9Jx18", Alpina KBA42255.	
			CP5555-1009	6 Pot	Ø343x32 / 48V	CP3581-542G8 (RH) / -543G8 (LH)	CP3894D54-APF404		
	M3, E36 Front.	93 - 2001	CP5200-1036	4 Pot	Ø330x28 / 48V	CP3580-2898RD (RH) / -2899RD (LH)	CP3215D50-APF404	8J x 17" M Sport	
	CP5200-1036.G8		4 Pot	Ø330x28 / 48V	CP3580-2898RD (RH) / -2899RD (LH)	CP3215D50-APF404			
	M3, E36 Rear.	01 - 06	CP5144-1002	4 Pot	Standard BMW Disc. Not Included in kit.		CP2340D43-APF404	8Jx17", M Sport	
	CP5555-1037		6 Pot	Ø356x32 / 48V	CP3581-5368G8 (RH) / -537G8 (LH)	CP3894D54-APF404			
	M3, E46 Front.	01 - 06	CP5575-1004	6 Pot	Ø356x32 / 48V	CP3581-5368G8 (RH) / -537G8 (LH)	CP5070D54-APF404	18" / 19" BMW Standard.	
			CP5144-1003	4 Pot	Standard BMW Disc. Not Included in kit.		CP2340D51-APF404		
	M3, E46, Rear.	01 - 06	CP5144-1004.G8	4 Pot	Ø328x20 / 48V	CP4475-122G8 (RH) / -123G8 (LH)	CP2340D51-APF404	18" / 19" BMW Standard.	
	CP5555M1050BG.G8		6 Pot	Ø368x36 / 72V	CP6895-002M.G8 kit	CP3894D54-APF404			
	M3, E92 Front, 18" wheel	2006 on	CP5555M1049BG.G8	6 Pot	Ø378x36 / 72V	CP6895-001M.G8 Kit	CP3894D54-APF404	19" OE.	
	M3, E92 Front, 19" wheel	2006 on	CP5555M1049BG.G8	6 Pot	Ø378x36 / 72V	CP6895-001M.G8 Kit	CP3894D54-APF404	19" OE.	
	M3, E92 Rear	88 - 95	CP6602-1001BK.G8	4 Pot	Ø352x26 / 48V	CP6565-172G8 (RH) / -173G8 (LH)	CP6606D51-DS2500	8Jx17", 5 Spoke Standard.	
	M5, E34.		CP5555-1001	6 Pot	Ø343x32 / 48V	CP3581-542G8 (RH) / -543G8 (LH)	CP3894D54-APF404		
	M5, / 5 Series, E39.	97 - 03	CP5555-1036.G8	6 Pot	Ø343x32 / 48V	CP3581-542G8 (RH) / -543G8 (LH)	CP3894D54-APF404	18" BMW Aftermarket.	
			CP5555-1038.G8	6 Pot	Ø356x32 / 48V	CP3581-5368G8 (RH) / -537G8 (LH)	CP3894D54-APF404		
	M5, E60.	03 on	CP5555T1045.T2	6 Pot	Ø378x36 / 48V	CP3700T1062T2 (RH) / -1061T2 (LH)	CP3894D54-APF404	Standard Wheel.	
	M5, E60 Rear.	03 on	CP6635-1000.T2	4 Pot	Ø366x26 / 48V	CP6565-122T2 (RH) / -123T2 (LH)	CP6600D55-APF404	8Jx18", Aftermarket.	
	5 Series, E39.	97 on	CP5555-1025	6 Pot	Ø356x32 / 48V	CP3581-5368G8 (RH) / -537G8 (LH)	CP3894D51-APF404		
	M6, E63/64	2005 on	CP5555T1045.T2	6 Pot	Ø378x36 / 48V	CP3700T1062T2 (RH) / -1061T2 (LH)	CP3894D54-APF404	16" / 17" Aftermarket Rim.	
	M6, E63/64 Rear.	2005 on	CP6635-1000.T2	4 Pot	Ø366x26 / 48V	CP6565-122T2 (RH) / -123T2 (LH)	CP6600D55-APF404		
	Mini One, Cooper & S.	2000 on	CP7611-1000	4 Pot	Ø304x24	CP7080-104SD x 2	CP7601D46-J612	17" Aftermarket Wheel.	
			CP6638-1000.CG8	4 Pot	Ø330x26 / 40V	CP5175-144.CG8 (RH) / -145.CG8 (LH)	CP6627D51-DS500		
Mini R53 & R56	2000 on	CP7645-1001BG.G4	4 Pot	Ø315x22 / 48V	CP4348-942G4 (RH) / -943.G4 (LH)	CP7635D46-APF404	17" JCW Wheels		
Mini Countryman & Crossfire.	2010 on	CP5200-1078BG.G8	4 Pot	Ø330x26 / 48V	CP3580-1162G8 (RH) / -1163G8 (LH)	CP3215D50-APF404	17" Aftermarket		
Z3M Coupe Front.	98-02	CP5555-1009	6 Pot	Ø343x32 / 48V	CP3581-542G8 (RH) / -543G8 (LH)	CP3894D54-APF404	8Jx17", M Sport		
		CP5200-1036.G8	4 Pot	Ø330x28 / 48V	CP3580-2898RD (RH) / -2899RD (LH)	CP3215D50-APF404			
Z3M Coupe Rear.	98-02	CP5144-1002	4 Pot	Standard BMW Disc. Not Included in kit.		CP2340D43-APF404	8Jx17", M Sport		
Z4M Coupe (Only) Front.	2009 on	CP5575-1010BK.G8	6 Pot	Ø355x32 / 48V	CP3581-5368G8 (RH) / -537G8 (LH)	CP5070D54-APF404	18" Standard Wheel. Z4M (only) Kits do not fit Alpina models.		
Z4M Coupe (Only) Rear.		CP5144-1004.G8	4 Pot	Ø325x20 / 48V	CP4475-122G8 (RH) / -123G8 (LH)	CP2340D51-APF404			
Z8 Front.	99 - 03	CP5575-1005.G8	6 Pot	Ø356x32 / 48V	CP3581-5368G8 (RH) / -537G8 (LH)	CP5070D54-APF404	18" BMW Standard.		
Z8 Rear.		CP7607-1001.G8	4 Pot	Ø324x24 / 48V	CP4475-124G8 (RH) / -125G8 (LH)	CP7600D46-APF404			
FORD	Escort Cosworth.	91 - 96	CP5570-1001	6 Pot	Ø330x28 / 48V	CP3580-2898RD (RH) / -2899RD (LH)	CP5070D51-APF404	8Jx17", TSW Hockenheim.	
	Fiesta ST	05 - 08	CP5200-1000	4 Pot	Ø330x28 / 48V	CP3580-2898RD (RH) / -2899RD (LH)	CP3215D50-APF404	17" Standard Wheel	
			CP6637-1001.CG12	4 Pot	Ø315x24 / 48V	CP4348-940.CG12 (RH) / -941.CG12 (LH)	CP6627D51-DS2500		
	Focus ST170 (SVT).	02 - 04	CP5200-1063R2.SD	4 Pot	Ø330x26 / 48V	CP3580-1164RD (RH) / -117RD (LH)	CP3215D50-APF404	Standard 17".	
	Focus RS.	02 - 03	CP7040-1006	6 Pot	Ø355x32 / 48V	CP4542-106CG12 (RH) / -107CG12 (LH)	CP7040D54-APF404	Standard 02/18".	
	Focus RS Mk2	09 / 10	CP5575-1012BG.PG10	6 Pot	Ø355x32 / 48V	CP4542-106.PG10 (RH) / CP4542-107.PG10 (LH)	CP5070D54-APF404	19" OE	
	Focus ST MK2	2005 on	CP6628-1004BK	4 Pot	Ø343x28 / 48V	CP4914-160CG8 (RH) / -161CG8 (LH)	CP6627D51-DS2500	18" Aftermarket Wheel	
	Mondeo ST220	02 - 07	CP5200-1065R2.SD	4 Pot	Ø330x26 / 48V	CP3580-1164.SD (RH) / -1165.SD (LH)	CP3215D50-APF404	Standard 18" Wheel.	
Sapphire Cosworth 4x4	90 - 92	CP5200-1000	4 Pot	Ø330x28 / 48V	CP3580-2898RD (RH) / -2899RD (LH)	CP3215D50-APF404	7.5Jx17", ATP Torision.		
Sierra Cosworth 2WD.	87 - 89	CP5200-1011	4 Pot	Ø330x28 / 48V	CP3580-2898RD (RH) / -2899RD (LH)	CP3215D50-APF404	8Jx17", TSW Hockenheim R.		
HONDA	Civic Type R. EP3	02 - 05	CP5200-1057	4 Pot	Ø330x28 / 48V	CP3580-2898RD (RH) / -2899RD (LH)	CP3215D50-APF404	17", Aftermarket Wheel.	
	Civic Type R. FN2	2007 on	CP5570-1012	6 Pot	Ø330x28 / 48V	CP3580-2898RD (RH) / -2899RD (LH)	CP5070D51-APF404		
			CP6637-1002.CG8	4 Pot	Ø330x26 / 48V	CP3580-1180CG8 (RH) / -1181CG8 (LH)	CP6627D51-DS2500		
	Integra R, 5 Stud	98 - 01	CP5200-1043	4 Pot	Ø330x28 / 48V	CP3580-2898RD (RH) / -2899RD (LH)	CP3215D50-APF404		7.5Jx17"
	Integra R, 4 Stud	98 - 01	CP5200-1042	4 Pot	Ø330x28 / 48V	CP3580-2898RD (RH) / -2899RD (LH)	CP3215D50-APF404		7.5Jx17"
S2000, Black Caliper. S2000, Red Caliper.	99 - 09	CP6637-1000.CG8 CP6637-1000R2.CG8	4 Pot	Ø330x26 / 48V	CP3580-1180CG8 (RH) / -1181CG8 (LH)	CP6627D51-DS2500	17", Aftermarket.		
JAGUAR	XK8 / XKR Front.	96 - 06	CP5555-1013	6 Pot	Ø356x35 / 48V	CP3581-1096T2 (RH) / -1097T2 (LH)	CP3894D51-APF404	8Jx18", Aftermarket.	
	XJR8 Front.	97 - 03	CP5555-1004	6 Pot	Ø356x35 / 48V	CP3581-1096T2 (RH) / -1097T2 (LH)	CP3894D51-APF404	8Jx18", Aftermarket.	
	XJR8 Rear.	97 - 03	CP5108-1000	4 Pot	Ø306x23 Integ	CP4450-130T2 x 2	CP2340D43-APF404	8Jx18", Aftermarket.	
	XJS.	84 - 91	CP5200-1026	4 Pot	Ø304x32 / 30V	CP3580-2604G4 (RH) / -2605G4 (LH)	CP3215D50-APF404	8Jx16", Speedline SL243/A.	
MAZDA. MX5, MK1/2, 4 Stud.	85 - 06	CP7611-1001R2.SD	4 Pot	Ø276x24 / 36V	CP4136-923SD (Non Handed)	CP7601D46-JS12	16", Aftermarket.		
MAZDA. RX7.	92 - 00	CP5570-1016R2.G8	6 Pot	Ø330x28 / 48V	CP3580-2898RD (RH) / -2899RD (LH)	CP5070D51-APF404	17", Aftermarket.		
MASERATI Gransport Fr.	01 - 07	CP5575Y1013R2.SD	6 Pot	Ø362x32 / 48V	CP6565Y178SD (RH) / -179SD (LH)	CP5070D54-APF404	18" Standard Wheels		
MASERATI Gransport Rr.		CP6640-1000R2	4 Pot	Standard OE		CP6606D51-APF404			



## FORMULA BIG BRAKE KITS - Application listings - Mitsubishi to VW

APPLICATION.	YEAR.	BRAKE KIT PART No.	CALIPER TYPE.	DISC SIZE / No VANES.	BRAKE DISC PART NUMBERS.	BRAKE PADS.	WHEEL & NOTES.	
<b>MITSUBISHI</b>	GT3000 & VR4.	91 - 96	CP5555-1031R2.G8	6 Pot	Ø355x32 / 48V	CP3781-2054G8 (RH) / -2055G8 (LH)	CP3894D51-APF404	18", Compomotive MO1880.30S.
	Evo 3.	95 - 96	CP5200-1066	4 Pot	Ø330x28 / 48V	CP3580-2898RD (RH) / -2899RD (LH)	CP3215D50-APF404	17", Aftermarket Wheel.
	Evo 4, 5 and 6 Front.	96 - 01	CP5200-1024	4 Pot	Ø330x28 / 48V	CP3580-2898RD (RH) / -2899RD (LH)	CP3215D50-APF404	7.5Jx17", OZ Super Turismo.
			CP5570-1004	6 Pot	Ø330x28 / 48V	CP3580-2898RD (RH) / -2899RD (LH)	CP5070D51-APF404	
	Evo 5 and 6 Rear.	96 - 01	CP5108-1002	4 Pot	Standard Evo Disc. Not included in kit.		CP2340D43-APF404	7.5Jx17", OZ Super Turismo.
			CP5555-1032	6 Pot	Ø332x32 / 48V	CP3581-766G8 (RH) / -767G8 (LH)	CP3894D51-APF404	
	Evo 7, 8 and 9 Front.	01 - 05	CP5555-1035		6 Pot	Ø362x32 / 48V	CP3718-1068RD (RH) / -1069RD (LH)	CP3894D54-APF404
			CP7040-1008R2.CG12	Ø362x32 / 48V		CP4542-112CG12 (RH) / -113CG12 (LH)	CP7040D54-APF404	
			CP7040-1009R2.CG12	Ø355x32 / 48V		CP4542-106CG12 (RH) / -107CG12 (LH)	CP7040D54-APF404	
	Evo 7, 8 and 9 Rear.	01 - 05	CP5108-1003	4 Pot	Standard Evo Disc. Not included in kit.		CP2340D43-APF404	8Jx17", ET38 Standard.
Evo 10 Front.	2008 on	CP7040M1014BK.CG12	6 Pot	Ø355x32 / 48V	CP4542M76.CG12 (RH) / CP4542M77.CG12 (LH)	CP7040D54-APF404	18" OE.	
Evo 10 Rr	2008 on	CP7615-1003BK	4 Pot	Standard Evo Disc. Not included in kit.		CP7600D46-APF404		
<b>NISSAN</b>	Skyline GTR32 Front.	89 - 95	CP5200-1003BK.G8	4 Pot	Ø315x28 / 48V	CP3580-1034RD (RH) / -1035RD (LH)	CP3215D50-APF404	8Jx16", Standard Wheel.
	Skyline GTR33 Front.	95 - 98	CP5555-1000BG.G8	6 Pot	Ø343x32 / 48V	CP3581-542G8 (RH) / -543G8 (LH)	CP3894D54-APF404	8Jx17", Standard Wheel.
	Skyline GTR34 Front.	99 - 02	CP5555T1024	6 Pot	Ø343x32 / 48V	CP4542T120G8 (RH) / T121G8 (LH)	CP3894D54-APF404	8Jx17", Standard Wheel.
			CP5555T1026		Ø356x32 / 48V	CP4542T114G8 (RH) / T115G8 (LH)		
	Skyline GTR33 & GTR34 Rear.	95 - 02	CP7618-1000	4 Pot Black	Ø330x24 / 36V	CP4475-118G8 (RH) / -119G8 (LH)	CP7600D43-DS2500	8Jx17", Standard Wheel.
			CP7618-1000R2.G8	4 Pot Red	Ø330x24 / 36V	CP4475-118G8 (RH) / -119G8 (LH)	CP7600D43-DS2500	
	350Z ZX.	89 - 96	CP5555-1000BG.G8	6 Pot	Ø343x32 / 48V	CP3581-542G8 (RH) / -543G8 (LH)	CP3894D51-APF404	8Jx17", Wheel.
350Z Front.	03 - 09	CP7040-1011.CG12	6 Pot	Ø362x32 / 48V	CP4542-142CG12 (RH) / -143CG12 (LH)	CP7040D61-DS2500	Standard Wheel.	
350Z Rear.	03 - 09	CP7633-1000.CG12	4 Pot	Ø330x24 / 48V	CP4475-118CG12 (RH) / -119CG12 (LH)	CP7600D43-DS2500	Standard Wheel.	
<b>PEUGEOT 106.</b>	91 - 04	CP5100-1004	4 Pot	Ø285x25 / 30V	CP4448-916RD (RH) / -917RD (LH)	CP2340D43-APF404	6.5Jx15", Speedline (212/P1655S1)	
<b>PEUGEOT 206 GTi and Si.</b>	98 - 10	CP5100-1034	4 Pot	Ø304x25 / 24V	CP4348-528G4 (RH) / -529G4 (LH)	CP2340D51-APF404	16", Standard Alloy.	
<b>RANGE ROVER HD (3rd Generation)</b>	2010 on	CP8316-1000R2.T2	6 Pot	Ø378x36 / 48V	CP3784-162T2 (RH) / -163T2 (LH)	CP7318X70BX-DS25HP	Standard Wheel	
<b>RANGE ROVER EVOQUE</b>	2012 on	CP9040Y1000BG.CG12	6 Pot	Ø362x32 / 48V	CP8080Y22.CG12 (RH) / -23.CG12 (LH)	CP7040D61-APH405	19" Aftermarket.	
<b>SEAT Leon Cupra R.</b>	02 on	CP5570-1014R2	6 Pot	Ø330x28 / 48V	CP3580-2898G8 (RH) / -2899G8 (LH)	CP5070D51-APF404	17", Standard Wheel.	
<b>SUBARU</b>	Impreza. "Classic Shape"	94 - 01	CP5570-1000	6 Pot	Ø330x28 / 48V	CP3580-2898RD (RH) / -2899RD (LH)	CP5070D51-APF404	8Jx17".
			CP5570-1000.G8			CP3580-2898CG8 (RH) / -2899CG8 (LH)		
			CP5200-1023			CP3580-2898RD (RH) / -2899RD (LH)		
			CP5200-1023.G8			CP3580-2898CG8 (RH) / -2899CG8 (LH)		
			CP5200-1035			CP3580-1080RD (RH) / -1081RD (LH)		
	Impreza. "New Age Shape" & N14 Front	2001 on	CP5200-1035.G8	4 Pot	Ø304x28 / 48V	CP3580-1080CG8 (RH) / -1081CG8 (LH)	CP3215D46-DS2500	7Jx16".
			CP7040-1001R2.CG12	6 Pot	Ø355x32 / 48V	CP4542-106CG12 (RH) / -107CG12 (LH)	CP7040D54-APF404	18", Speedline.
	N14 Front	2008 on	CP7040-1002R2.CG12	6 Pot	Ø362x32 / 48V	CP4542-112CG12 (RH) / -113CG12 (LH)	CP7040D54-APF404	19", Speedline.
			CP5200-1071.G8	4 Pot	Ø330x28 / 48V	CP3580-2898CG8 (RH) / -2899CG8 (LH)	CP3215D50-APF404	17" wheel.
	CP5570-1017.G8	6 Pot	Ø330x28 / 48V	CP3580-2898CG8 (RH) / -2899CG8 (LH)	CP5070D51-APF404			
	Impreza	93-2011	CP5555-1052.G8	6 Pot	Ø356x32 / 48V	CP3581-536G8 (RH) / -537G8 (LH)	CP5070D54-APF404	18" Wheel.
	Impreza Rear. "Classic Shape"	93 - 2000	CP7615-1002.G8	4 Pot	Ø310x24 / 36V	CP4450-448P (RH) / -449P (LH)	CP7600D43-DS2500	Replace Subaru Pin Slider Caliper.
	Impreza Rear. "New Age Shape"	01 - 07	CP7625-1000R2.CG12	4 Pot	Ø335x24 / 36V	CP6950-110CG12 (RH) / CP6950-111CG12 (LH)	CP7600D46-APF404	17", Standard. Replaces 2 Pot Brembo/Subaru Calipers.
N14 Rear	08 on	CP7615-1004BK.CG12	4 Pot	Ø335x24 / 36V	CP6950-110CG12 (RH) / CP6950-111CG12 (LH)	CP7600S46-APF404	18" Standard. replaces Brembo 2 Pot Calipers.	
BRZ - Front 6 Piston Kit	2012	CP9040Y1001BG.CG12	6 Pot	Ø350x32 / 48V	CP8080Y20.CG12 (RH) / -21.CG12 (LH)	CP7040D54-APF404	18" Aftermarket. GA (J Hook) Disc option available.	
BRZ - Front 4 Piston Kit		CP6628-1005BG.CG12	4 Pot	Ø332x26 / 48V	CP6565-188CG12 (RH) / CP6565-189CG12 (LH)	CP6627D51-APF404	Standard 17" Wheel. GA (J Hook) Disc option available.	
BRZ - Rear		CP7615-1005BG.CG12	4 Pot	Ø335x24 / 36V	CP6950-110CG12 (RH) / CP6950-111CG12 (LH)	CP7600D46-APF404	GA (J Hook) Disc option available.	
<b>SUZUKI Swift Sport</b>	04 - 11	CP7645-1000R2.G4	4 Pot	Ø315x22 / 48V	CP4348-942G4 (RH) / -943G4 (LH)	CP7635D46-APF404	7.5J x 17, E43 Grams lights wheel	
<b>TOYOTA Supra Mk4 Turbo</b>	93 - 02	CP5555-1008	6 Pot	Ø356x36 / 48V	CP3581-1096G8 (RH) / -1097G8 (LH)	CP3894D54-APF404	9Jx18", ET45 Gewalt Mackin.	
<b>TOYOTA Celica.</b>	93 - 99	CP5570-1018.G8	6 Pot	Ø330x32 / 48V	CP3581-222G8 (RH) / -223G8 (LH)	CP5070D51-APF404	17" Aftermarket	
<b>TOYOTA GT86 - Front 6 Piston Kit</b>	2012	CP9040Y1001BG.CG12	6 Pot	Ø350x32 / 48V	CP8080Y20.CG12 (RH) / -21.CG12 (LH)	CP7040D54-APF404	18" Aftermarket. GA (J Hook) Disc option available.	
		CP6628-1005BG.CG12	4 Pot	Ø332x26 / 48V	CP6565-188CG12 (RH) / CP6565-189CG12 (LH)	CP6627D51-APF404	Standard 17" Wheel. GA (J Hook) Disc option available.	
<b>TOYOTA GT86 - Rear</b>		CP7615-1005BG.CG12	4 Pot	Ø335x24 / 36V	CP6950-110CG12 (RH) / CP6950-111CG12 (LH)	CP7600D46-APF404	GA (J Hook) Disc option available.	
<b>VAUXHALL. VX220.</b>	02 - 05	CP7621-1001.CG8	4 Pot	Ø308x26 / 48V	CP3580-1174CG8 (RH) / -1175CG8 (LH)	CP7600D46-APF404	16", Standard Wheel.	
<b>VOLVO. 850 T5R &amp; S70</b>	92 - 02	CP5200-1005	4 Pot	Ø325x28 / 48V	CP3580-294RD (RH) / -295RD (LH)	CP3215D50-APF404	17", Standard, 5 Spoke.	
<b>VOLVO. S60 &amp; S80</b>	98 - 06	CP5575-1001	6 Pot	Ø356x32 / 48V	CP3581-536G8 (RH) / -537G8 (LH)	CP5070D54-APF404	18" Aftermarket.	
<b>VW</b>	Golf G60.	90 - 92	CP5200-1015	4 Pot	Ø295x28 / 48V	CP3580-102G8 (RH) / -103G8 (LH)	CP3215D50-APF404	7.5Jx16", Zender Trophy.
	Golf Mk3, VR6 / Corrado.	91 - 99	CP5200-1012	4 Pot	Ø304x28 / 48V	CP3580-66RD (RH) / -67RD (LH)	CP3215D50-APF404	8Jx16", Zender Trophy.
			CP5200-1009		Ø330x28 / 48V	CP3580-2898RD (RH) / -2899RD (LH)		
			CP5100-1000		Ø295x25 / 24V	CP4348-894RD (RH) / -895RD (LH)	CP2340D51-APF404	
	Golf Mk4 GTI.	99 - 06	CP5570-1003	6 Pot	Ø330x28 / 48V	CP3580-2898RD (RH) / -2899RD (LH)	CP5070D51-APF404	8Jx17", TSW Hockenheim R
			CP5200-1025	4 Pot	Ø330x28 / 48V	CP3580-2898RD (RH) / -2899RD (LH)	CP3215D50-APF404	8Jx17", Zender Trophy.
	Golf Mk5 & Mk6 GTI/TDi.	05 - 08	CP5200-1056	4 Pot	Ø330x28 / 48V	CP3580-2898G8 (RH) / -2899G8 (LH)	CP3215D50-APF404	18" & 19", Standard Wheels.
	Scirocco Mk3, GTI/TDi	08 on	CP5570-1015.G8	6 Pot	Ø330x28 / 48V	CP3580-2898G8 (RH) / -2899G8 (LH)	CP5070D51-APF404	
	Golf Mk5, R32	05 - 08	CP5575M1011BK.CG12	6 Pot	Ø355x32 / 48V	CP6895-03M.CG12 Strap Drive Disc Kit	CP5070D54-APF404	18" Aftermarket Wheel
	Golf Mk6, GTI & TDi	2009 on	CP7068-1000BG.CG12	6 Pot	Ø355x32 / 48V	CP4542-106CG12 (RH) / -107CG12 (LH)	CP7040D54-APF404	18" Aftermarket wheel.
Scirocco Mk3, GTI/TDi	2008 on							

### IMPORTANT NOTE: BRAKE PROFILE DRAWINGS.

To help with the correct wheel choice to suit our Formula Big Brake Kits please log on to: [www.apracing.com](http://www.apracing.com) to check the wheel profile drawing which can be downloaded for your given model. If the information is not available for your model please contact AP Racing directly.



# FORMULA COMPETITION BRAKE KITS

# Formula Competition Brake Kits

AP Racing, the world's premier racing Brake specialists, are able to apply their unrivalled experience into producing upgraded Brake Kits for a range of models for competition use. The Brake Kits listed below are compatible with standard suspension on all applications. But in the majority of cases will require an aftermarket wheel. AP Racing carry out extensive testing programs which replicate the conditions of use and operate a policy of continuous product development.



### COMPETITION BRAKE KITS HAVE:-

- **INCREASED STOPPING POWER**  
- Larger ventilated discs and multi piston calipers mean more power and superior cooling.
- **SUPERIOR FADE RESISTANCE**  
- Greater tolerance to heat build up means consistent stops.
- **RACE WINNING PEDIGREE**  
- AP Racing products have won thousands of races including over 700 GP Victories, stopping many World Champions in Championships across the globe.

### COMPETITION BRAKE KITS ARE:-

- **4 OR 6 PISTON CALIPERS**  
- Calipers are made to AP Racing's exacting standards and use two or three pairs of opposed pistons in each caliper, the most efficient design. Trailing edge pistons have a slightly larger diameter than the leading ones, to protect the pads from tapered wear.
- **LARGE DIAMETER DISCS**  
- Ventilated discs have 24, 30 or 48 cooling vanes depending on the application, to draw air through the centres of the discs. They are handed left and right, and are cross drilled or grooved, again, depending on the application, to allow gasses that build up on the pad surface to escape.
- **COMPETITION BRAKE PADS**  
- AP Racing brake kits come complete with appropriate pads for all round performance for the individual application. We can specify and supply more specialised pads.  
N.B. Kits with an NP suffix in the Part Number do not contain pads.
- **ALUMINIUM BELLS**  
- To prevent heat distortion and stress cracking, the cast iron discs are mounted on Aluminium bells. This allows for the tiny amount of flexing required to avoid distortion.
- **ALUMINIUM MOUNTING BRACKETS**  
- Machined from Aluminium billet for maximum strength and weight saving. The brackets ensure accurate relocation of the calipers making installation simpler. **N.B. Some competition brake kits use lug type calipers and therefore do not contain brackets.**
- **BOLTS, WASHERS AND FIXINGS**  
- AP Racing Brake Kits are complete conversions with everything you need. Disc and bells are already assembled, mounting nuts and bolts are of high tensile steel.

Application.	Year.	Brake Kit Part Number.	Caliper.	Disc Size. (in mm)	Brake Disc Part Number.	Brake Pads Part Number..	Wheels & Notes.
Alfa Romeo - 156.	97 - 02	CP3307-1060	CP3307, 4 pot	Ø295x28 / 48V	CP3580-102G4 (RH) / -103G4 (LH)	CP3215D50-DS3000	7J x 15"
Audi - A1 UR Quattro 10V & 20V.	81 - 90	CP3307-1050	CP3307, 4 pot	Ø295x28 / 48V	CP3580-102G4 (RH) / -103G4 (LH)	CP3215D50-DS3000	8J x 15" Standard.
<b>BMW</b>							
318 & 325i / E36, E46.	91 - 98	CP3307-1068	CP3307, 4 pot	Ø320x28 / 48V	CP3580-1138CG8 (RH) / -1139CG8 (LH)	CP3215D50-DS3000	Competition Wheel.
318 & 325i / E36 Compact.	91 - 98	CP3307-1002A	CP3307, 4 pot	Ø295x28 / 48V	CP3580-102G4 (RH) / -103G4 (LH)	CP3215D50-DS3000	7J x 15, ATS / Speedline.
E46 (New)	98 - 05	CP3307-1002A	CP3307, 4 pot	Ø295x28 / 48V	CP3580-102G4 (RH) / -103G4 (LH)	CP3215D50-DS3000	7J x 15, ATS / Speedline.
M3 E36	92 - 99	CP5005-3	CP5040-2/3, 4 pot	Ø330x28 / 48V	CP3580-2898G8 (RH) / -2899G8 (LH)	CP3215D50-DS3000	8J x 17" BMW Motorsport.
<b>Ferrari</b>							
430GT Front kits	2007	CP4305-4	CP5095, 6 Pot	Ø378x32 / 72V	CP5772-1030GA (RH) / -1031GA (LH)	CP3558D54	Brake Pads not included in kits
430GT Rear Kit		CP4305-3	CP6160, 6 Pot			CP6210D54	
<b>Ford</b>							
Escort RS2000.	91 - 95	CP5005-8	CP5040-12/13, 4 pot	Ø295x25 / 24V	CP5000-510CG8 (RH) / -511CG8 (LH)	CP2340D51-DS3000	6J x 15" Compomotive Motorsport.
Escort Cosworth.	91 - 96	CP5005-2	CP5040-2/3, 4 pot	Ø330x28 / 48V	CP3580-2898G8 (RH) / -2899G8 (LH)	CP3215D50-DS3000	8J x 17" ATS / TSW Hockenheim.
Focus ST170 (SVT)	02 - 04	CP3307-1070	CP3307, 4 pot	Ø320x28 / 48V	CP3580-1138CG8 (RH) / -1139CG8 (LH)	CP3215D50-DS3000	Standard 17"
<b>Honda</b>							
Integra.	98 - 01	CP3307-1051	CP3307, 4 pot	Ø295x28 / 48V	CP3580-102G4 (RH) / -103G4 (LH)	CP3215D50-DS3000	Honda 7J x 15", 5 Spoke.
Integra.	98 - 01	CP3307-1061	CP3307, 4 pot	Ø295x28 / 48V	CP3580-1134CG8 (RH) / -1135CG8 (LH)	CP3215D50-DS3000	Honda 7J x 15", 5 Spoke.
Civic EG6 / EK4.	91 - 02	CP3307-1026A	CP3307, 4 pot	Ø295x28 / 48V	CP3580-102G4 (RH) / -103G4 (LH)	CP3215D50-DS3000	7J x 15" Comp / Rally +10.0mm.
Civic EG6 / EK4.	91 - 02	CP3307-1062	CP3307, 4 pot	Ø295x28 / 48V	CP3580-1134CG8 (RH) / -1135CG8 (LH)	CP3215D50-DS3000	7J x 15" Comp / Rally +10.0mm.
Civic Type R - EP3	01 - 05	CP7600-1000.G4	CP7600, 4 pot	Ø295x25 / 48V	CP3580-2894G4 (RH) / -2895G4 (LH)	CP7600D46-DS3000	15" Compomotive.
Jaguar - E Type.	61 - 68	CP3307-1008	CP3307, 4 pot	Ø315x28 / 24V	CP5000-212CG8 (RH) / -213CG8 (LH)	CP3215D50-DS3000	Contact: Steve Barratt. Tel:01746 765432.
Mazda - MX5	2006 on	CP5040-1001NP	CP5040-2/3, 4 Pot	Ø315x28 / 36V	CP5000-220CG8 (RH) / -221CG8 (LH)	CP3215D50	17" Aftermarket.
<b>Mitsubishi</b>							
Lancer Evo 4 Front.	96 - 97	CP3720-41	CP3720, 4 Pot	Ø310x28 / 24V	CP3047-212G8 (RH) / -213G8 (LH)	CP3215D50-DS3000	7J x 16", Compomotive MS.
Lancer Evo 5 & 6 Rear.	97 - 01	CP4556-1000NP	CP4556, 4 pot	Ø304x25 / 48V	CP3580-230G8 (RH) / -231G8 (LH)	CP2340D43-	18" motorsport Wheel
Lancer Evo 7/8/9 Front	01 to 07	CP5060-1002NP	CP5060-12/13, 6 POT	Ø355x32 / 48V	CP3581-1150CG12 (RH) / -1151CG12 (LH)	CP3894D54	17" Standard Wheel
		CP5060-1003NP	CP5060-12/13, 6 POT	Ø332x32 / 48V	CP3581-36G8 (RH) / -CP3581-37G8 (LH)		17" Aftermarket.
Lancer Evo 7/8/9 Rear	2008 on	CP4556-1001	CP4556, 4 Pot	Ø304x25 / 36V	CP3837-230GA (RH) / -231GA (LH)	CP2340D51-APF402	17" Aftermarket.
Lancer Evo X Front		CP5060-1000NP	CP5060-12/13, 6 Pot	Ø355x32 / 48V	CP3581-1150CG12 / -1151CG12 (LH)	CP3894D54	18" Motorsport Wheel.
Lancer Evo X Rear		CP7636-1000NP	CP7636, 4 Pot	Ø330x24 / 36V	CP7035-14CG12 (RH) / -15CG12 (LH)	CP7600D46	Brake Pads not included in kits
Nissan - Sunny Gti.	1992 on	CP3307-1033A	CP3307, 4 pot	Ø295x28 / 48V	CP3580-102G4 (RH) / -103G4 (LH)	CP3215D50-DS3000	7J x 16", Compomotive.
<b>Peugeot</b>							
206.	98 - 10	CP5100-1033NP	CP5100, 4 pot	Ø295x25 / 24V	CP3580-2894G4 (RH) / -2895G4 (LH)	CP3345D44-	7J x 15" Speedline 2108.
306.	93 - 02	CP3307-1011B	CP3307, 4 pot	Ø295x28 / 30V	CP3580-102G4 (RH) / -103G4 (LH)	CP3215D50-DS3000	7J x 15" Peugeot Cup.
306.	93 - 02	CP5200-1016	CP5200, 4 pot	Ø315x28 / 24V	CP5000-220CG8 (RH) / -221CG8 (LH)	CP3215D50-	7J x 16", Speedline 645 / OZ.
<b>Porsche</b>							
997 GT3RSR - Front Kits	2007	CP9975-7	CP5095, 6 Pot	Ø378x34 / 72V	CP5772-2086GA (RH) / -2087GA (LH)	CP3558D54	Brake Pads not included in kits
997 GT3RSR - Rear Kit		CP9975-6	CP6160, 6 Pot	Ø378x34 / 72V	CP5772-2086GA (RH) / -2087GA (LH)	CP6210D54	
997 GT3RSR - Rear Kit		CP9975-5	CP6470, 4 Pot	Ø355x32 / 72V	CP5772-1134GA (LH) / -1135GA (LH)	CP6070D49	
<b>Renault</b>							
Clio 16V.	90 - 98	CP5005-9NP	CP5000-22/23, 4 pot	Ø315x28 / 24V	CP3047-178G8 (RH) / -179G8 (LH)	CP3215D50-	8J x 16" ET35 Speedline SL1213.
Clio 16V	90 - 98	CP3307-1031B	CP3307, 4 pot	Ø295x25 / 24V	CP4348-894G4 (RH) / -895G4 (LH)	CP3215D50-DS3000	7J x 15", Compomotive.
Clio 172 / Cup.	98 - 06	CP3307-1069	CP3307, 4 pot	Ø295x25 / 24V	CP4348-894G4 (RH) / -895G4 (LH)	CP3215D50-DS3000	Standard 16" Wheel.
<b>Vauxhall / Opel</b>							
Astra Front.	91 - 98	CP3307-1045	CP3307, 4 pot	Ø295x28 / 48V	CP3580-102G4 (RH) / -103G4 (LH)	CP3215D50-DS3000	7J x 15".
Astra Front.	91 - 98	CP5005-6NP	CP5000-22/23, 4 pot	Ø295x28 / 30V	CP3580-102G4 (RH) / -103G4 (LH)	CP3215D50-	7J x 16", Compomotive.
Subaru - Impreza	1993 on	CP5060-1006NP	CP5060-12/13, 6 Pot	Ø356x32 / 48V	CP3581-536G8 (RH) / -537G8 (LH)	CP3894D54	18" Aftermarket.
<b>VW</b>							
Golf MK3, 4 Stud.	91 - 99	CP3307-1001C	CP3307, 4 pot	Ø295x28 / 48V	CP3580-102G4 (RH) / -103G4 (LH)	CP3215D50-DS3000	6.5J x 15", 5 Spoke Speedline.
Golf MK5, GTI & TDI	05 to 08	CP5060-1001NP	CP5060-12/13, 6 Pot	Ø362x32 / 48V	CP4542-112CG12 (RH) / -113CG12 (LH)	CP3894D54	18" Motorsport Wheel
Sirocco	2008 on	CP5060-1001NP	CP5060-12/13, 6 Pot	Ø362x32 / 48V	CP4542-112CG12 (RH) / -113CG12 (LH)	CP3894D54	Brake Pads not included in kits